



### District Report Card: 2017


<b>State:</b> Rajasthan	<b>District:</b> Dhaulpur
<b>Class:</b> 5	<b>Subject:</b> Language
<b>Schools:</b> 60	<b>Students:</b> 1114


### Participation/Coverage


#### Students

<div>GENDER</div> <div></div>	Boys		Girls	
	Number	%	Number	%
	559	50.18	555	49.82

<div>AREA</div> <div></div>	Rural		Urban	
	Number	%	Number	%
	1080	96.95	34	3.05

<div>CATEGORY</div> <div></div>	SC		ST		OBC		GEN	
	Number	%	Number	%	Number	%	Number	%
	287	25.76	11	0.99	657	58.98	159	14.27

<div>CWSN</div> <div></div>	LD	VI	HI	S&LD	ID	Oth
	4	0	2	2	5	1

<div>Management</div> <div></div>	Government		Government-aided	
	Number	%	Number	%
	1114	100.00	0	0.00

### Average Performance of Students in Language (%)

Overall	Gender		Area		Management		Social Group			
	Male	Female	Rural	Urban	Govt.	Aided	SC	ST	OBC	GEN
<b>76.13</b>	<b>76.98</b>	<b>75.27</b>	<b>76.34</b>	<b>69.41</b>	<b>76.13</b>	<b>0.00</b>	<b>77.19</b>	<b>75.76</b>	<b>75.25</b>	<b>77.86</b>

### Performance on Learning Outcomes (LOs)

Learning Outcomes	Description	Average Performance(%)
L504	Reads and comprehends independently storybooks, news items/ headlines, advertisements etc.	71.35
L508	Reads text with comprehension, locates details and sequence of events	78.52

Range of Performance of Students who Answered Correctly							
Below 30%		30% - 50%		50% - 75%		Above 75%	
Number	%	Number	%	Number	%	Number	%
15	1.35	68	6.10	421	37.79	610	54.76

### Lowest Performing Learning Outcomes (LOs)

- 1 - Reads and comprehends independently storybooks, news items/ headlines, advertisements etc. (71.35)
- 2 - Reads text with comprehension, locates details and sequence of events (78.52)